



DECLARATION OF PERFORMANCE



DoP: FS-13-2020
for fischer FIP Intumescent Pillows

(Fire stopping and fire sealing products: Penetration Seals)

- 1. Unique identification code of the product-type: FS-13-2020
2. Intended use/es: Maintenance of the fire resistance of a separating element at the position where services pass through, see appendix, and EAD 350454-00-1104 chapter 1.2.1
3. Manufacturer: fischerwerke GmbH & Co. KG, Klaus-Fischer-Straße 1, 72178 Waldachtal, Germany
4. Authorised representative: --
5. System/s of AVCP: 1
6. European Assessment Document

EAD 350454-00-1104

European Technical Assessment: ETA-14/0380; 2014-10-07

Technical Assessment Body: Warringtonfire testing and certification limited

Notified body/ies: 2812 – Element Materials Technology Rotterdam B.V.

7. Declared performance/s:

Table with 2 columns: Essential Characteristic, Declared Performance. Rows include: Reaction to fire (Class 'F'), Resistance to fire (See appendix, annex C), Air permeability (See appendix, chapter 3.3), Water permeability (NPD), Content, emission and/or release of dangerous substances (See appendix, chapter 3.5), Mechanical resistance and stability (NPD), Resistance to impact / movement (NPD), Adhesion (NPD), Durability (See appendix, chapter 3.12), Airborne sound insulation (See appendix, chapter 3.9), Thermal Properties (NPD), Water vapour permeability (NPD).

8. Appropriate Technical Documentation and/or Specific Technical Documentation: ---

The performance of the product identified above is in conformity with the set of declared performance/s. This declaration of performance is issued, in accordance with Regulation (EU) No 305/2011, under the sole responsibility of the manufacturer identified above.

Signed for and on behalf of the manufacturer by:

[Signature]
Constantin Wiegert, M.Sc., B.Eng.
Tumlingen, 2014-10-14

[Signature]
Marion Leipersberger, B.Eng.

- This DoP has been prepared in different languages. In case there is a dispute on the interpretation the English version shall always prevail.
- The Appendix includes voluntary and complementary information in English language exceeding the (language-neutrally specified) legal requirements.

3. Performance Of The Product And References To The Methods Used For Its Assessment

The assessment of fitness for use has been made in accordance with EOTA ETAG 026 Part 2: 2011-08-08 (used as European Assessment Document, EAD)

ETAG Clause No.	ETA Clause No.	Characteristic	Assessment of characteristic
		Mechanical resistance and stability	Not relevant
		Safety in case of fire	See Clause 3.1
2.4.1	3.1	Reaction to fire	Class F according to EN 13501-1
2.4.2	3.2	Resistance to fire	See clause 3.2 & Annex C
		Hygiene, Health and the Environment	
2.4.3	3.3	Air permeability	See clause 3.3
2.4.4	3.4	Water permeability	No performance determined
2.4.5	3.5	Dangerous substances	See clause 3.5
		Safety in use	
2.4.6	3.6	Mechanical resistance and stability	No performance determined
2.4.7	3.7	Resistance to impact/movement	No performance determined
2.4.8	3.8	Adhesion	No performance determined
		Protection against noise	No performance determined
2.4.9	3.9	Airborne sound insulation	R_w (C;C_{tr})= 33(0;-2)
		Energy, Economy and Heat Retention	
2.4.10	3.10	Thermal properties	No performance determined
2.4.11	3.11	Water vapour permeability	No performance determined
		General aspects relating to fitness for use	
2.4.12	3.12	Durability and serviceability	Z₁

3.1 Reaction to fire

fischer FiP Intumescent Pillows is classified 'F' in accordance with EN 13501-1.

3.2 Resistance to fire

System fischer FiP Intumescent Pillows has been tested in accordance with BS EN 1366-3: 2009 based upon the test results and the field of direct application specified within EN 1366-3: 2009, the system fischer FiP Intumescent Pillows has been classified in accordance with EN 13501-2, as given in Annex C:

The seals may only be penetrated by the services described in Annex C; other parts or support constructions must not penetrate the seal.

The service support construction must be fixed to the building element containing the penetration seal or a suitable adjacent building element, in such a manner that in the case of fire, no additional load is imposed on the seal. Furthermore it is assumed that the unexposed face support is maintained for the required period of fire resistance.

Certain pipe and cable configurations should be insulated with minimum 300mm long, 6mm thick Thermal Defence Wrap, or Fischer FiP Intumescent Pillows to provide additional insulation to the pipes. See Annex C

Pipes must be perpendicular to the seal surface.

It is assumed that compressed air systems are switched off by other means in the case of fire.

The function of the pipe seal in case of pneumatic dispatch systems, pressurised air systems etc. is guaranteed only when the systems are shut off in case of fire.

The assessment does not cover the avoidance of destruction of the seal or of the abutting building element(s) by forces caused by temperature changes in case of fire. This has to be considered when designing the piping system.

The approval does not address any risks associated with leakage of dangerous liquids or gases caused by failure of the pipe(s) in case of fire.

The durability assessment does not take account of the possible effect of substances permeating through the pipe on the penetration seal.

3.3 Air permeability

System Fischer FiP Intumescent Pillows has been tested in accordance with BS EN 1314-1 to provide the following results:

Product tested				
Pressure (Pa)	Results under positive chamber pressure		Results under negative chamber pressure	
	Leakage (m ³ /h)	Leakage (m ³ /m ² /h)	Leakage (m ³ /h)	Leakage (m ³ /m ² /h)
50	2.5	13.9	3.1	17.2
100	4.1	22.8	5.6	31.1
150	5.8	32.2	7.4	41.1
200	7.2	40.0	8.9	49.4
250	8.7	48.3	10.3	57.2
300	9.8	54.4	11.1	61.7
450	13.4	74.4	15.3	85.0
600	17.5	97.2	18.6	103.3

3.4 Water permeability

No performance determined

3.5 Dangerous substances

Fischerwerke GmbH & Co has presented a declaration that fischer FiP Intumescent Pillows does not contain any substance of high concern with regards to REACH Regulations and are compliant with the requirements reference to <http://ec.europa.eu/enterprise/construction/cpd-ds/index.cfm>

Confirmation has further been declared that all dangerous chemical substances ≥ 1.0 % w/w as well as all toxic, carcinogenic, toxic for reproduction and mutagenic chemical substances ≥ 0.1 % w/w (Status: 29. adaption – 2004/73/EG – of the EU directive 67/548/EEC - classification, packaging and labeling of dangerous substances) are stated in the fischer FiP Intumescent Pillows safety data sheets (according to 91/155/EEC including amendments) and have been considered for the classification of the products according to the directive 1999/45/EG (classification of preparations, including amendments).

All dangerous chemical substances are below the classification limits of 67/548/EEC.

In addition to the specific clauses relating to dangerous substances contained in this European technical approval, there may be other requirements applicable to the products falling within its scope (e.g. transposed European legislation and national laws, regulations and administrative provisions). In order to meet the provisions of the Construction Products Regulation, these requirements need also to be complied with, when and where they apply.

3.6 Mechanical resistance and stability

No performance determined.

3.7 Resistance to impact/movement

No performance determined.

3.8 Adhesion

Not relevant.

3.9 Airborne sound insulation

The results of the test provided the following single number rating:

R_w (C;Ctr)= 33(0;-2)

3.10 Thermal Properties

No performance determined.

3.11 Water vapour permeability

No performance determined.

3.12 Durability and serviceability

fischer FiP Intumescent Pillows has been tested in accordance with EOTA Technical Report - TR024 – Edition November 2006, for the type Z₁ use category specified in ETAG 026-3 (used as European Assessment Document, EAD), and the results of the tests have demonstrated suitability for penetration seals intended for use in internal conditions with humidity equal to or higher than 85% RH excluding temperatures below 0°C, without exposure to rain or UV.

4 Assessment And Verification Of Constancy Of Performance (Hereinafter AVCP) System Applied, With References To Its Legal base

According to the decision 1999/454/EC of the European Commission the system of assessment and verification of constancy of performance (see Annex V to the Regulation (EU) No 305/2011) given in the following table apply:

Products	Intended uses	Level or Class	System
Fire stopping and fire sealing products	For fire compartmentation and/or fire protection or fire performance	Any	System 1

5. Technical Details Necessary For The Implementation Of The AVCP System, As Provided For In The Applicable EAD.

Tasks for the Manufacturer

Factory production control

The manufacturer shall exercise permanent internal control of production. All the elements, requirements and provisions adopted by the manufacturer shall be documented in a systematic manner in the form of written policies and procedures, including records of results performed. This production control system shall ensure that the product is in conformity with this European technical assessment.

The manufacturer may only use constituent materials stated in the technical documentation of this European technical assessment.

The factory production control shall be in accordance with the Control Plan of 31.10.13 relating to the European technical assessment ETA 14/0380 which is part of the technical documentation of this European technical assessment. The "Control Plan" is laid down in the context of the factory production control system operated by the manufacturer and deposited at Warrington Certification Limited.

The results of factory production control shall be recorded and evaluated in accordance with the provisions of the Control Plan.

Other tasks of manufacturer

Additional information

The manufacturer shall provide a technical data sheet and an installation instruction with the following minimum information:

(a) Technical data sheet:

- Field of application:
 - Building elements for which the penetration seal is suitable, type and properties of the building elements like minimum thickness, density, and - in case of lightweight constructions – the construction requirements.
 - Services for which the penetration seal is suitable, type and properties of the services like material, diameter, thickness etc. in case of pipes including insulation materials; necessary/allowed supports/fixings (e.g. cable trays)
 - Limits in size, minimum thickness etc. of the penetration seal
 - Construction of the penetration seal including the necessary components and additional products (e.g. backfilling material) with clear indication whether they are generic or specific.
- (a) Construction of the penetration seal including the necessary components and additional products (e.g. backfilling material) with clear indication whether they are generic or specific.

(b) Installation instruction:

- Steps to be followed
- Procedure in case of retrofitting.

Tasks of approved bodies

The approved body shall perform the

- initial type-testing of the product,
- initial inspection of factory and of factory production control,
- continuous surveillance, assessment and approval of factory production control,

In accordance with the provisions laid down in the "Control Plan" of 28.10.13 relating to the European Technical Assessment 14/0380.

The approved body shall retain the essential points of its actions referred to above and state the results obtained and conclusions drawn in a written report.

The approved certification body involved by the manufacturer shall issue an EC certificate of conformity of the product stating the conformity with the provisions of this European technical assessment.

In cases where the provisions of the European technical assessment and its "Control Plan" are no longer fulfilled the certification body shall withdraw the certificate of conformity and inform the Warrington Certification Limited without delay.

Annex A

Reference Documents and LIST OF ABBREVIATIONS

References to standards mentioned in the ETA:

EN 13501-1	Fire classification of construction products and building elements – Part 1: Classification using test data from reaction to fire tests
EN 13501-2	Fire classification of construction products and building elements – Part 2: Classification using test data from fire resistance tests

Other reference documents:

EOTA TR 024	Characterisation, Aspects of Durability and Factory Production Control for Reactive Materials, Components and Products
ETAG No. 026: Part 2	Guideline For European Technical Approval of Fire Stopping and Fire Sealing Products, Part 3: Penetration Seals(used as European Assessment Document, EAD)

Annex B

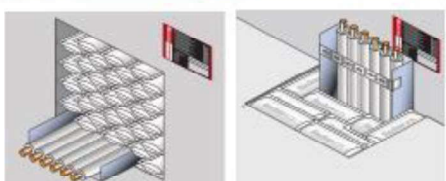
Description of Product and Product Literature

fischer FiP Intumescent Pillows

A detailed specification of the product is contained in document "Evaluation Report" relating to the European Technical Approval ETA – 14/0380 issued on 7/10/14, of fischer FiP Intumescent Pillows which is a non-public part of this ETA.

fischer
Intumescent Pillows - FiP

Overview



Approved to:


British Standard

BS 476 - 20

BS EN 1366: 3

BS EN ISO 140-3:1997

The laboratory measurement of airborne sound insulation of building elements



Approved CF 5037

Application area:


- Metal Pipes
- Cables / Cable trays
- Electrical trunking

Application examples:
Service penetrations like steel pipes, copper pipes, cable bundles, cable trays and electrical trunking through fire rated walls / doors.

Product Description

Features / uses

- Approved as permanent fireproof barrier
- Reusable
- Dry installation
- Quick and easy installation
- No shelf life
- Moisture resistant
- Eyelet for installation



fischer intumescent pillows - FiP is an intumescent graphite and mineral fibre blend covered in a glass fibre PVC coated cloth bag. FiP is suitable for applications where temporary and permanent fire barriers are required.

Tested to BS 476: Part 20 and BS EN 1366-3, FiP can provide up to 2 hours of fire protection in both vertical and horizontal, multi or mixed service penetrations.

Technical Data

State	Solid
Colour	Black
Odour	Odourless
Relative density	0.15
Volumetric expansion	3 times
Significant expansion occurs at temperature	> 140°C
Remain flexible between	-20°C to 130°C

Estimation Quantities

Width mm	Size □ Seal type	Length mm											
		100		300		500		700		900		1000	
200	Wall	3	5	7	13	12	22	17	31	21	39	24	47
	Floor	2	3	4	7	6	12	9	17	11	22	12	27
400	Wall	5	9	14	26	24	44	33	61	42	78	47	92
	Floor	3	5	7	15	12	24	17	34	22	43	24	52
600	Wall	7	13	21	39	35	65	49	91	63	117	70	143
	Floor	4	7	11	22	18	36	25	51	33	65	36	79
800	Wall	9	18	28	52	47	87	66	122	84	157	94	192
	Floor	5	10	15	29	24	48	34	67	33	87	48	107
1000	Wall	10	22	35	65	59	109	82	152	105	196	117	217
	Floor	6	12	18	36	30	60	42	84	54	108	60	120

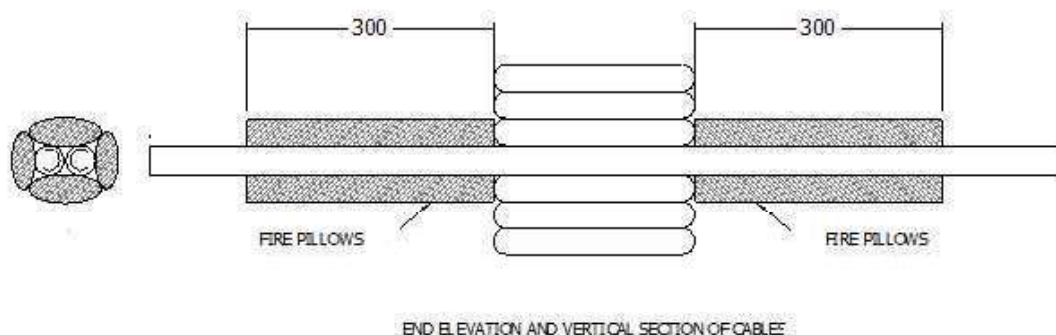
Annex C

Resistance to Fire Classification of fischer FiP Intumescent Pillows

C.1.1 Rigid wall constructions according to 1.2.1 with wall thickness of minimum 150 mm

C.1.2 Penetration seal with fischer FiP Intumescent Pillows installed 75mm projection from each face of the wall

Construction details: Electrical cables. Additional fischer FiP Intumescent Pillows to be sewn to provide additional protection to the cable to minimum distance of 300mm either face of the seal

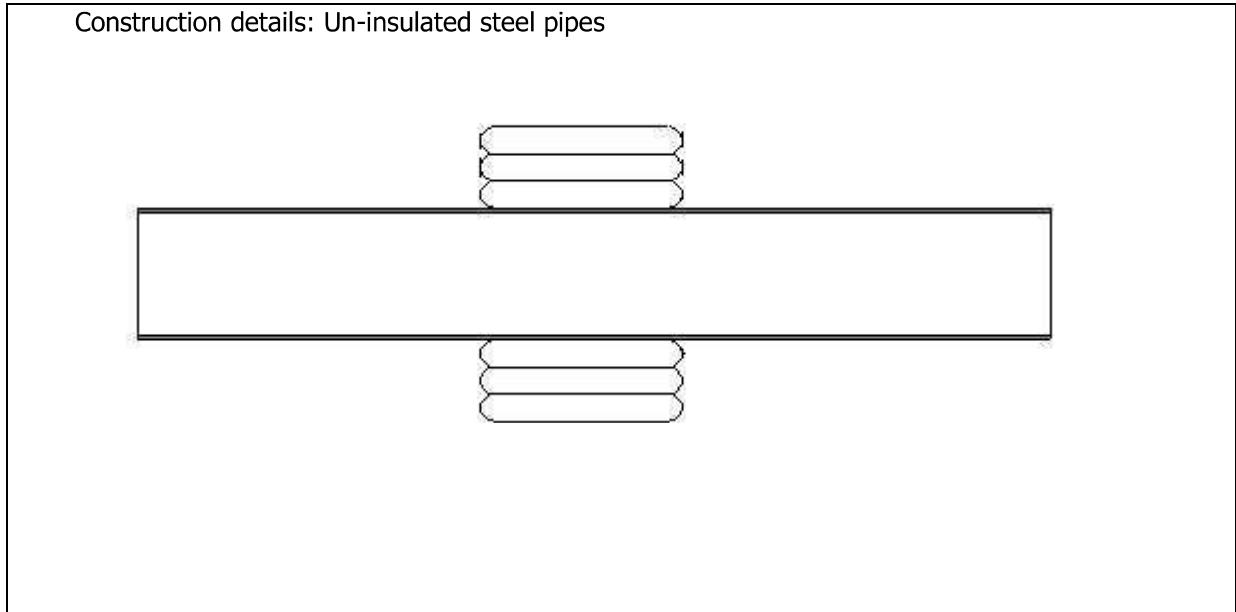


C.1.3

fischer FiP Intumescent Pillows Penetration Seals 300 mm deep, in Rigid Walls 150 mm thick (min.)	
Services	Classification
Telecom cables up to 21mm Ø (single or bundles up 100 mm Ø)	EI 120
Electrical cables up to 21 mm Ø	EI 120
Electrical cables up to 50 mm Ø	E 120, EI90
Electrical cables up to 80 mm Ø	E120, EI 90
Unsheathed wires up to 24 mm Ø	EI 120
Steel or Copper conduits and tubes up to 16 mm Ø	EI 120
Plastic (any) conduits and tubes up to 16 mm Ø	EI 120
Cable trays or ladders up to 300 mm wide	E 120, EI 60

C.2 Rigid wall constructions according to 1.2.1 with wall thickness of minimum 150 mm

C.2.2 Penetration seal with fischer FiP Intumescent Pillows installed 75mm projection from each face of the wall

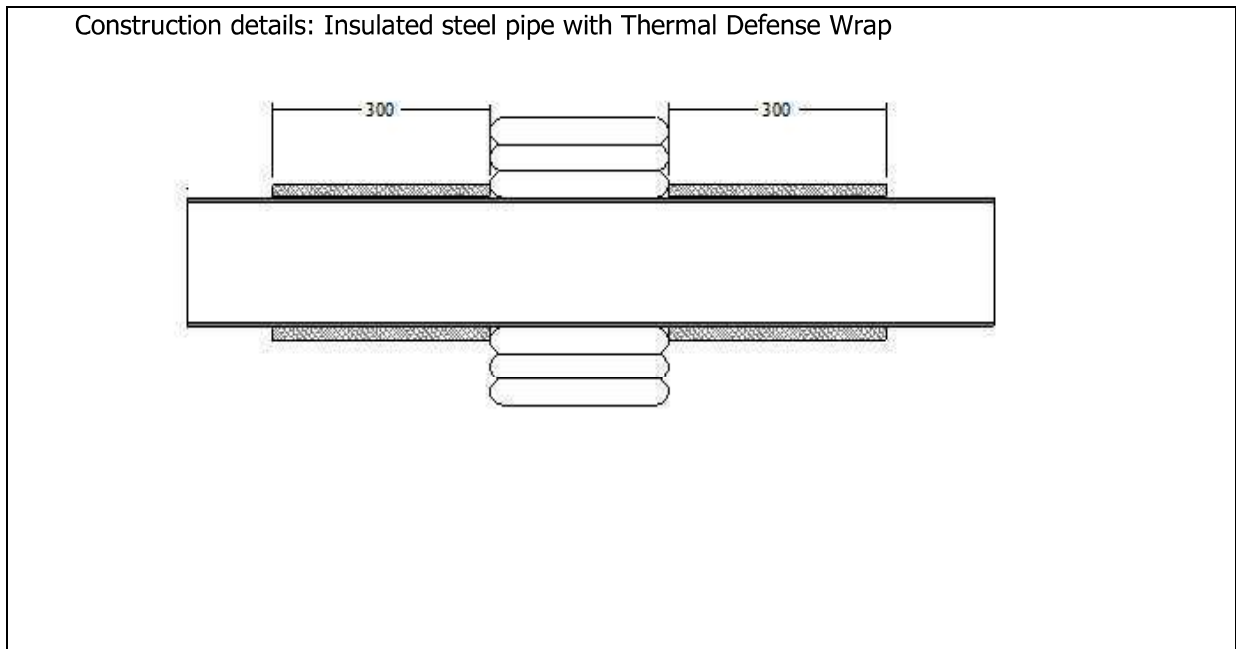


C.2.3

fischer FiP Intumescent Pillows Penetration Seals 300 mm deep, in Rigid Walls 150 mm thick (min.)	
Services	Classification
165 mm Ø x 5.6-14.2 mm thick mild steel pipe	E 120 C/U

C.3 Rigid wall constructions according to 1.2.1 with wall thickness of minimum 150 mm

C.3.2 Penetration seal with fischer FiP Intumescent Pillows installed 75mm projection from each face of the wall

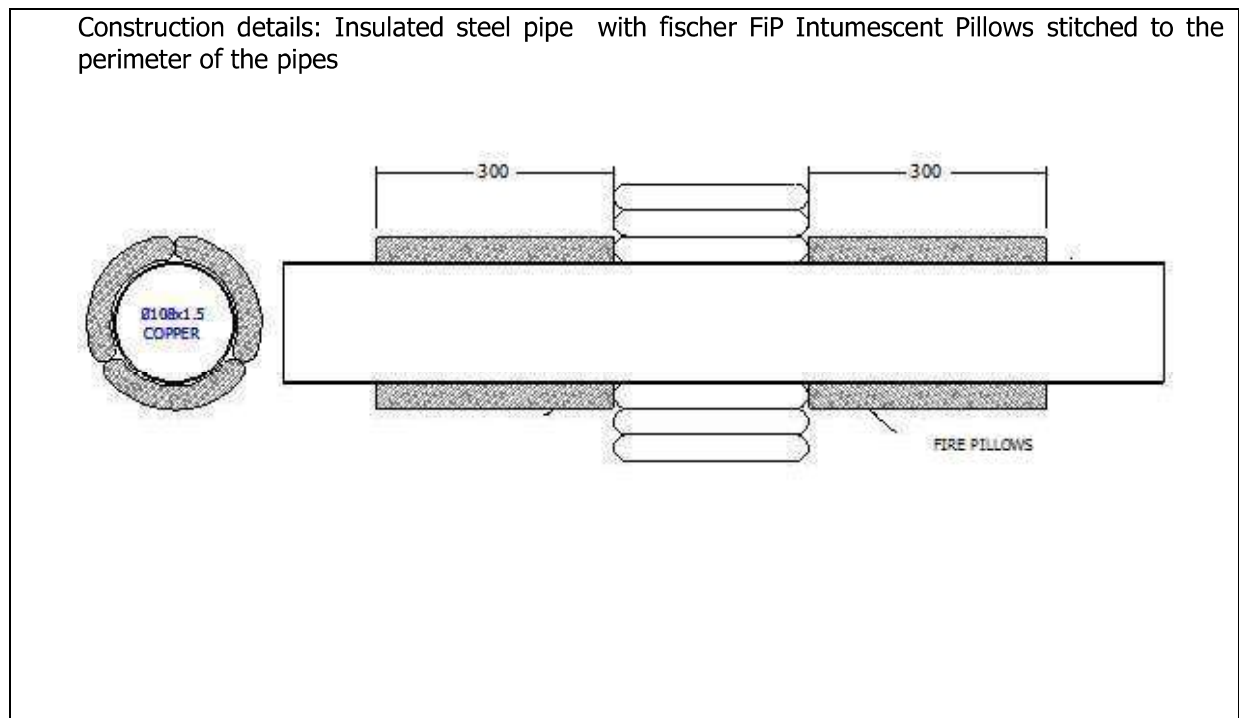


C.3.3

fischer FiP Intumescent Pillows Penetration Seals 300 mm deep, in Rigid Walls 150 mm thick (min.)	
Services	Classification
48mmØ x 3.5-14.2mm thick steel pipe with 300 mm Local Interrupted (LI) Thermal Defence Wrap 7mm thick	EI 120 C/U
113mmØ x 4.5-14.2mm thick steel pipe with 300 mm Local Interrupted (LI) Thermal Defence Wrap 10mm thick	EI 120 C/U

C.4 Rigid wall constructions according to 1.2.1 with wall thickness of minimum 150 mm

C.4.2 Penetration seal with fischer FiP Intumescent Pillows installed 75mm projection from each face of the wall

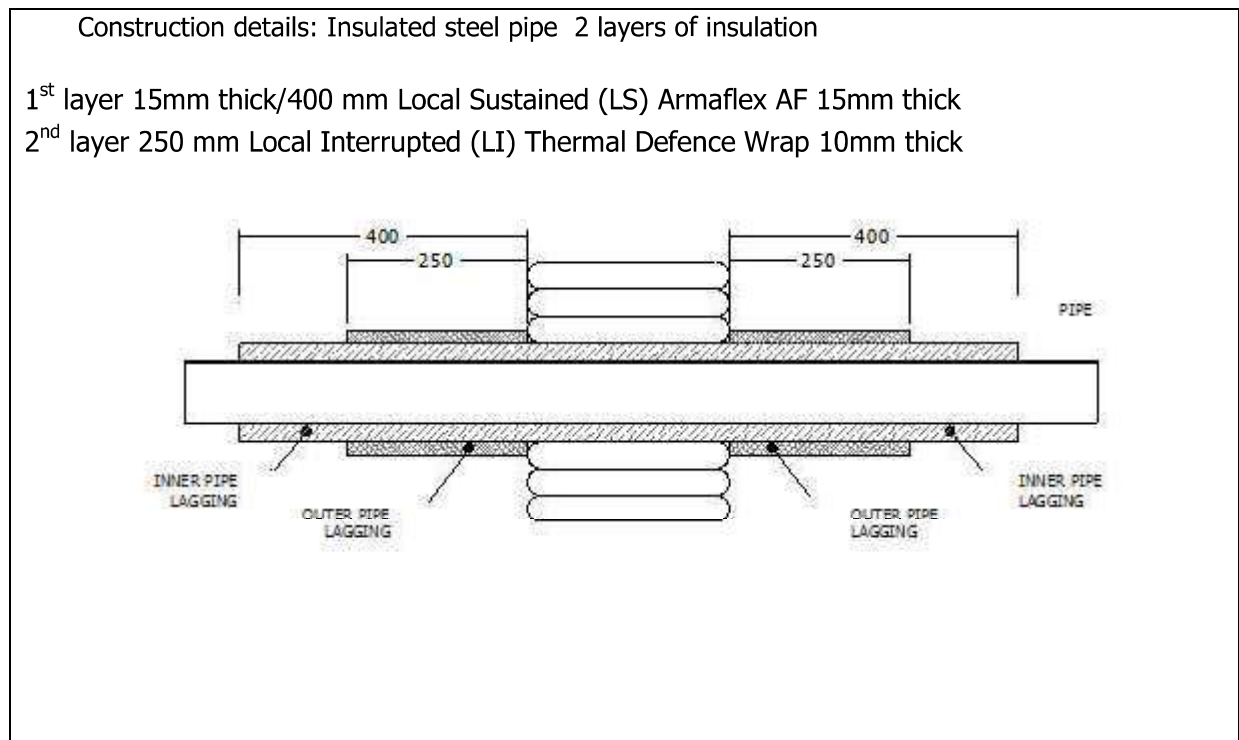


C.4.3

fischer FiP Intumescent Pillows Penetration Seals 300 mm deep, in Rigid Walls 150 mm thick (min.)	
Services	Classification
108 mm Ø x 1.5-14.2 mm thick copper pipe	E 120 C/U, EI 90 C/U

C.5 Rigid wall constructions according to 1.2.1 with wall thickness of minimum 150 mm

C.5.2 Penetration seal with fischer FiP Intumescent Pillows installed 75mm projection from each face of the wall



C.5.3

fischer FiP Intumescent Pillows Penetration Seals 300 mm deep, in Rigid Walls 150 mm thick (min.)	
Services	Classification
54mmØ x 1.0-14.2mm thick copper pipe with 2 layers of insulation	EI 120